



METAXDOOR HM30

Automatic Sliding Doors



Revolving Doors



Sliding Doors



Swing Doors





HM30/SLD Sliding Door



HM30/GLS Automatic All-Glass
Sliding Door

*You Dream,
We Build*

Wherever you need a durable and economical entrance, **Metaxdoor HM30/SLD** sliding door system is the solution for you.



Automatic sliding doors are very popular choices for almost any application such as; retail stores, municipality and industrial buildings, residences, hospitals and security complexes.

METAXDOOR sliding door systems meet every specification and are built to suit your architectural designs. These systems offer a range of standard features which are attractive, functional and reliable and may suggest options to flexibly fit every entrance requirement.

METAXDOOR sliding door systems are also reliable in performance and provide you with a range of finishes as RAL electrostatic powder coating or other natural polishing applications.





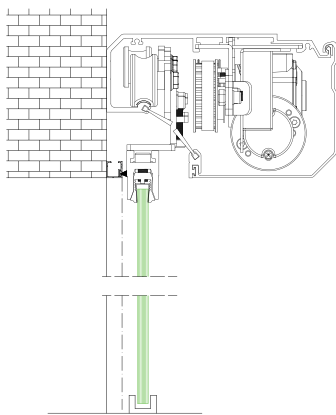
METAXDOOR HM30/GLS, is presented to users in order to highlight the constructive details with an electromechanic mechanism.

METAXDOOR HM30/GLS, is preferred for business buildings, public buildings, industrial facilities, schools, hotels, hospital, factories, shopping malls etc. METAXDOOR HM30/GLS, responds to all requirements for every application.

METAXDOOR HM30/GLS, is preferred securely because it has flexible structure, easy installation, conformance to national and international standards, high design flexibility for architects, to build attractive, technical and successful entrances.



When more transparency, a wider space and an attractive depth is required **HM30/GLS** automatic all-glass sliding door system is definitely the right choice.



DC Motor


METAXDOOR automatic sliding door systems work smoothly with brush DC motor which country of origin is German for long times.

Motors which make the leaves' movement perfect with their powerful, quality system, work rather silent and come into prominence with its performance.



Password Panel and Card Reader

METAXDOOR sliding door systems provide high quality efficiency with its various activation systems for usage of doors.



Protection Sensor

It is a safety equipment which is installed upon fixed wings for sliding door system. This sensor gives a warning when the wings detect somebody or an object.


It provides comfort passage possibility when entrance and exit traffic is rush-hour time.



Face Recognition System

When it is required for maximum safety for METAXDOOR automatic systems, it is recommended by METAXDOOR.

The face recognition system is used at public buildings, plazas, factories, storage, lifts and hotels.



Fingerprint Readers

It is an extra safety equipment for METAXDOOR automatic systems.

The fingerprint readers can be integrated to factories, plazas and the places where is necessary for safety when it is required to be controlled the passages.



Mode Selector

METAXDOOR sliding door systems and consists of metal panel. It provides easy usage to change the modes according to weather conditions.



Emergency Battery

METAXDOOR automatic entrance system has a solution with various Emergency battery to work in case of failure.

It provides to continue operation modes and at the same time it keep on working locking system so that it provides maximum safety.



Combined Sensors

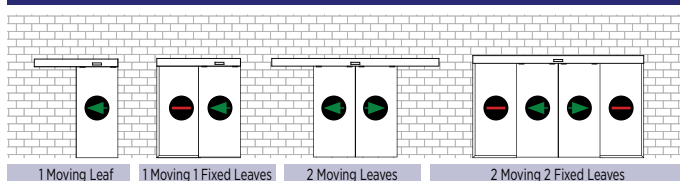
These are activation radars with safety sensors which are used for METAXDOOR automatic sliding door systems.

Technical Specifications

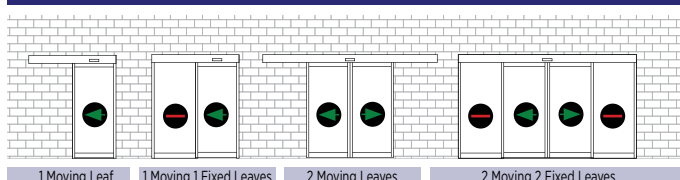
Processor	COMBO v3.0	
Motor	36 V DC	
Max Absorbed Power	140	
Power Supply Voltage	230 V - (+6%-10%) 50Hz	
Operating Ambient temperature	-20 °C - +55 °C	
Pulley System	3 Wheel Pulley	
	Single Leaf	Double Leaf
Max. Leaf Weight (kg)	200 kg	2 x 120 kg
Passage Opening	0-3000	0-3000
Stand-by Power Without Accessories	3	3
Use Frequency	100%	100%
Length (mm)	From 1500 to 6100	From 1700 to 6100
Max. Framed Leaf Thickness	30 mm	30 mm
Max. Accessories Load	1A, 24 V	1A, 24 V
Time/Date Backup Battery	Lithium CR2032 3V	Lithium CR2032 3V
Motion Backup Battery	NiMh 24V 1800mAh	NiMh 24V 1800mAh
Transmission	By toothed belt	By toothed belt
Opening/Closing Speed Adjustment (empty) [cm/s]	10...75	20...150
Partial Opening Adjustment	5%...95% of total opening	5%...95% of total opening
Pause Time Adjustment [s]	0...30	0...30
Anticrushing Safety Device	in opening/closing	in opening/closing
Protection Sensors Monitoring [EN 16005:2012]	can be bypassed	can be bypassed
Automation Protection Rating	IP 23 (internal use)	IP 23 (internal use)
Mechanical Specifications		
Stainless Steel Cladding	Optional	
Electronic Lock	Optional	
Protection Sensor	Optional	
UPS	Optional	

* Please contact us for special designs according to your projects.

METAXDOOR HM30/GLS



METAXDOOR HM30/SLD



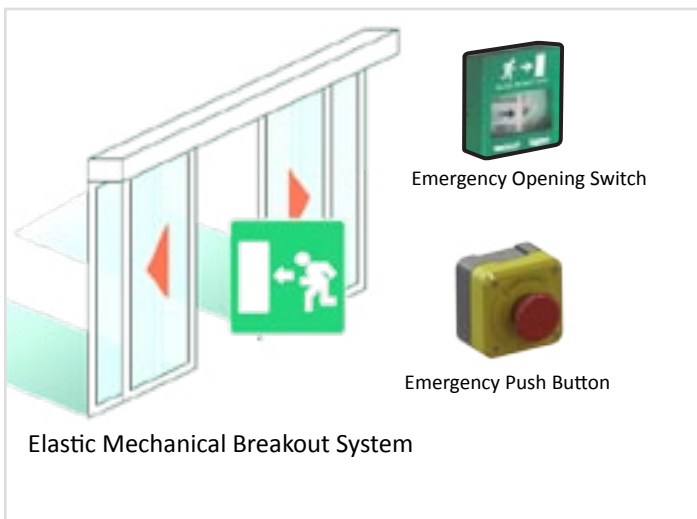
CORE KIT

01



Including, Combo2 Operator, Brushed DC Motor, SMPS.

Application	1-Leaf	2-Leaf
Clear passage width	800 - 2000 mm	1000 - 3000 mm
Clear passage height	max. 3000 mm	
Operator height	120 mm	
Door leaf weight	max. 200 kg / Flügel	
Supply voltage	230 V AC, 50 Hz	



Control Unit

02



Service Terminal



Programming Terminal

MOTION DETECTORS

03



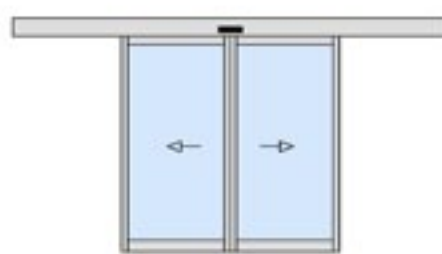
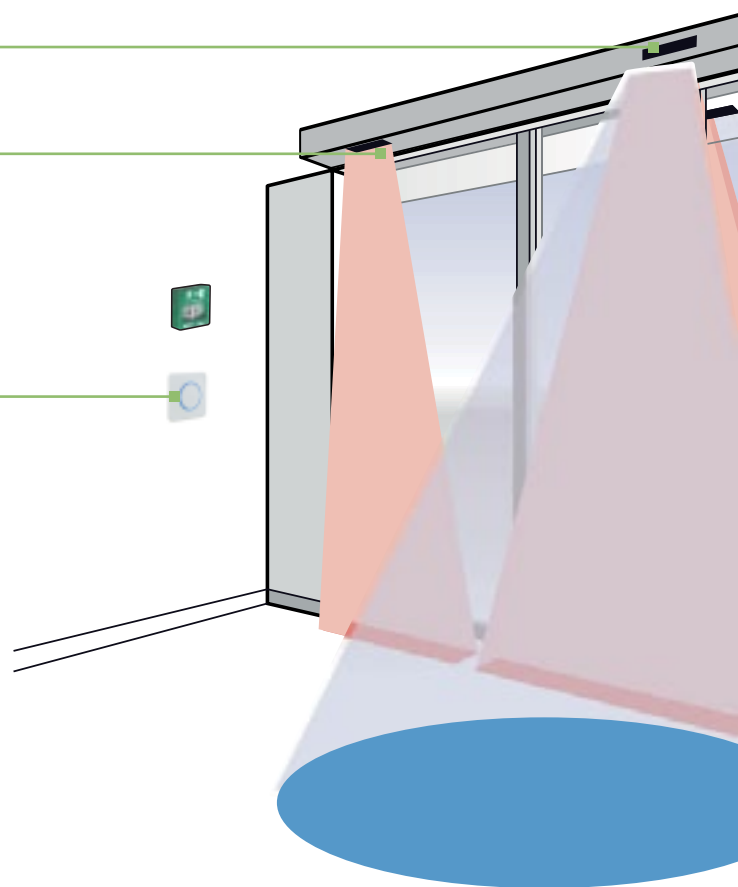
The complete solution for activating and protecting sliding door.

The activation sensor, which is based on radar technology, reliably opens sliding doors.

03

03

07



LOCKING SYSTEMS

04

Electric dropbolt lock



BATTERY

05

Battery



PROGRAM SELECTOR

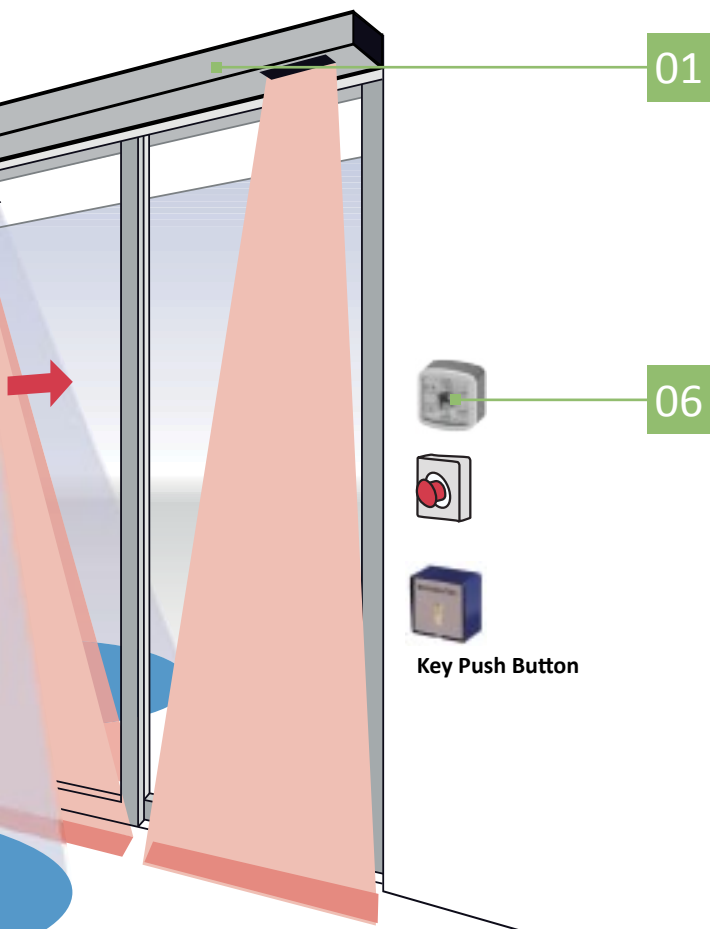
06



6 Operating Modes,
IP rating IP4X



6 Operating Modes,
IP rating IP4X, Surface
mounted kit



01

06



Key Push Button

METAXDOOR COMBO SWITCH

07



Non-Contact Switch



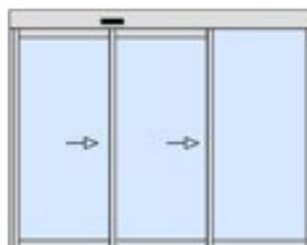
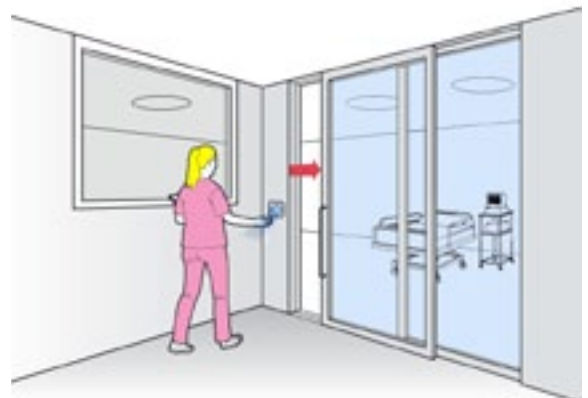
Foot contact Switch



Elbow Switch

Certificates

2006/42/EC Machinery Directive
EN 16005:2012
EN 60335-2-103
EN 61326-1
EN 61000-6-4





HTM METAXDOOR GmbH
Bredeneyer Str. 2b 45133 Essen
Tel : 0201 4517-322 • Fax: 0201 4517-323
www.metaxdoor.de • info@metaxdoor.de



© HTM METAXDOOR GmbH all rights reserved. | Ver.15.02.18.HM30.UK.05