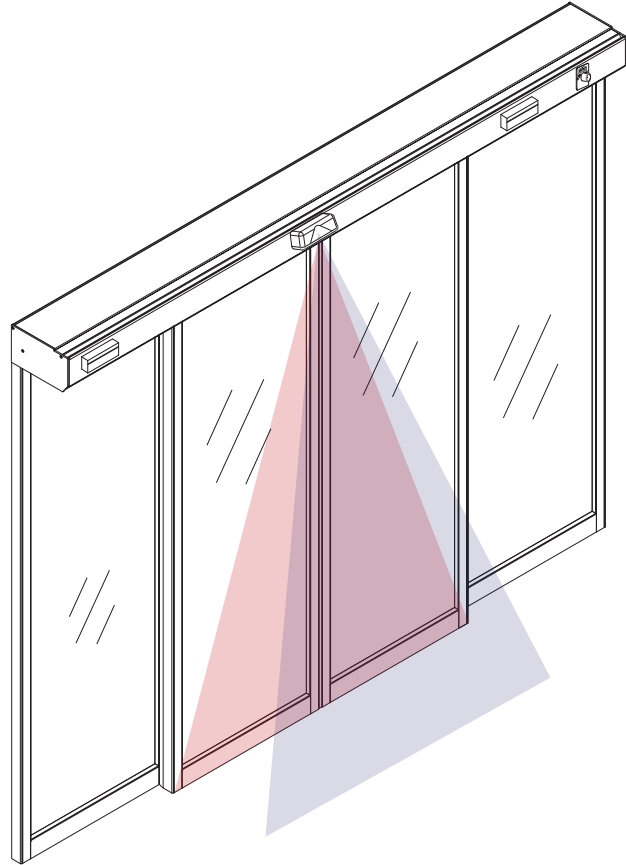


TECHNICAL SPECIFICATIONS




HM30/SLD *Automatic Sliding Doors*

Ver.01.01.18.HM30.
UKK.1.ENG

“Wherever you need a durable and economical entrance solution **METAXDOOR** HM30/SLD sliding door system is the solution for you”



HTM METAXDOOR GmbH
Bredeneyer Str. 2b
45133 Essen
Tel : 0201 4517-322
Fax: 0201 4517-323
www.metaxdoor.de





Automatic Sliding Doors

Automatic sliding doors are very popular choices for almost any application such as; retail, municipalities industrial and security entries.

METAXDOOR Sliding Door Systems meet your specifications and are built to suit.

Technical Specifications		
Motor	36 V DC	
Controller	COMBO v3.0	
Max. Motor Power/Ava.	140	
Voltage/Max. Current	230 V - (+6% - 10%) 50Hz	
Ambient Temperature	-20 °C - +55 °C	
Carriage System	3-wheel rollers	
Gear Material	Powder metallurgy	
Transmission	Reinforced belt	
Control System	Microprocessor	
Adjustable Function	14	
Protection System	Stepped current protection	
Opening Speed	10 - 1500 mm / sec	
Hold Open Time	1 - 60 / sec	
	Single Leaf	Double Leaf
Capacity	200 kg	2 x 120 kg
Manual Opening Power	2,5 - 4 kg	3 - 5 kg
Optimum Distance (mm)	600 - 5000	500 - 6500
Maximum Distance (mm)	6500	1200
Anodizing	Standard	
Electrostatic Powder Coating	Standard	
Emergency Mode	Standard	

These systems offer a wide range of standard features. All these features make the doors attractive, functional and reliable. There are also options available to make the doors fit flexibly to all entrance requirements.

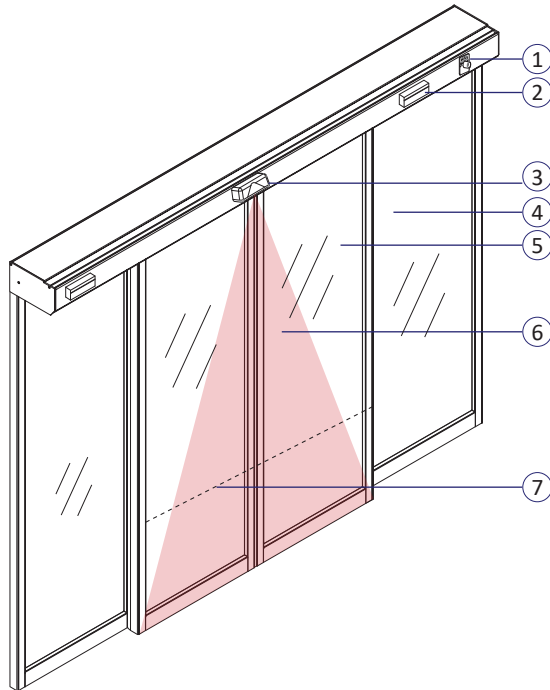
Standard finishes include natural mat anodizing, RAL code electrostatic powder coating and there many optional finish alternatives.

HM30/SLD Options:

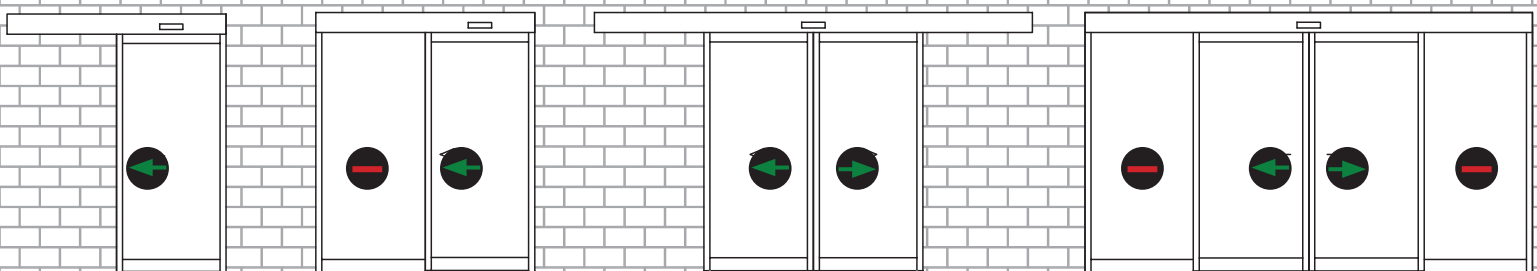
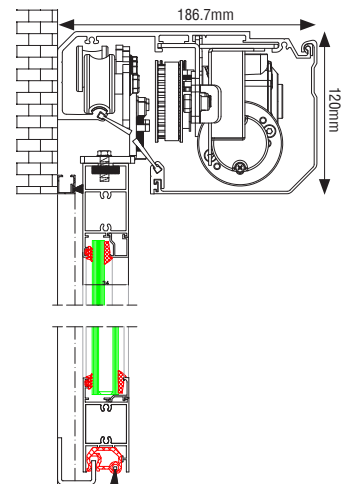
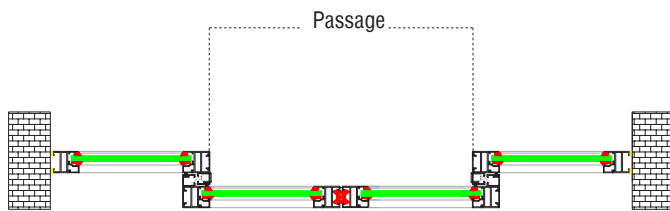
Optional Features	Stainless-Steel Cladding Electronic Lock Protection Sensor Ups Remote Control Touchless Sensor Touch Panel Elbow Button Fingerprint Reader Password Access Control Card Reader Access Face Recognition System Other Activation Systems
-------------------	--

HM30/SLD

Ver.01.01.18.HM30.UKK.1.ENG



- 1. **Mode Selector**; used for changing operation modes.
- 2. **Protection Sensor**; used to prevent people from getting hit by leaves in opening direction.
- 3. **Radar**; gives signal to open the door when it detects movement.
- 4. **Fixed Frame**; fixed frames made of aluminium profiles and glass as standard, different material options available
- 5. **Moving Leaf**; door leaves made of aluminium profiles and glass as standard, different material options available
- 6. **Detection Area**; can be adjusted by lens angle of the radar.



1 Moving Leaf

1 Moving 1 Fixed Leaves

2 Moving Leaves

2 Moving 2 Fixed Leaves

HTM METAXDOOR GMBH

BREDENEYER STR. 2B 45133 ESSEN

TEL : 0201 4517-322 FAX: 0201 4517-323

WWW.METAXDOOR.DE



